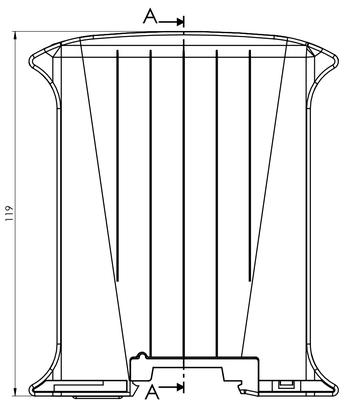

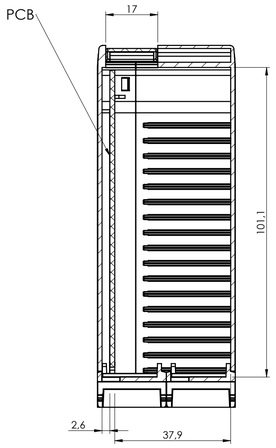

SECTION A-A

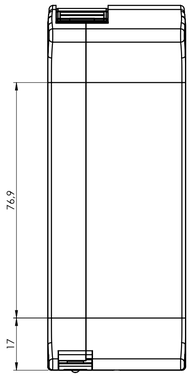

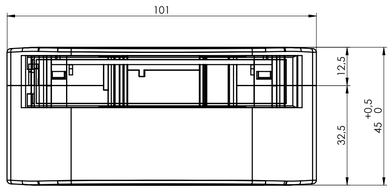

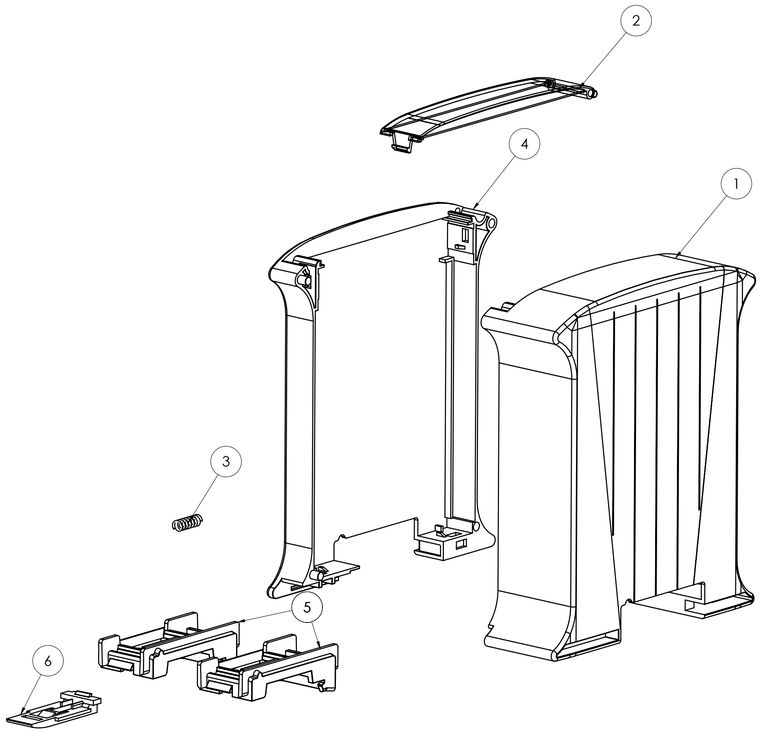

COVER RAILBOX

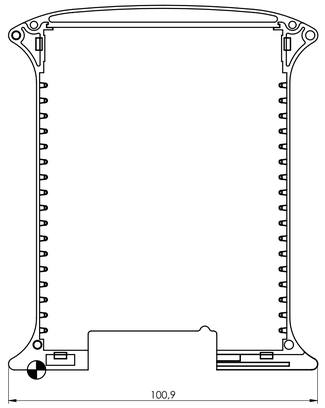

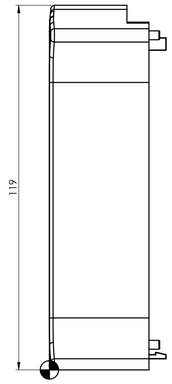

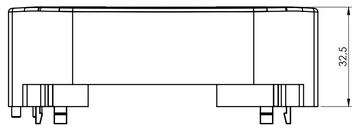

BASE RAILBOX

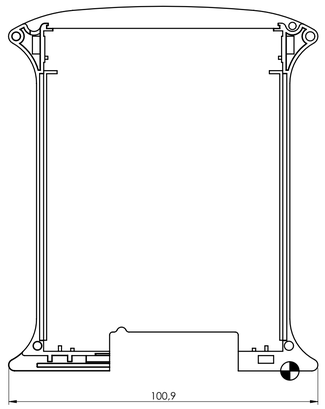

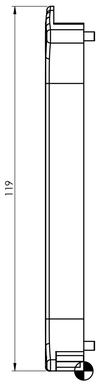



General information:
- Workpiece zero point for mechanical processing
- Minimum recommended radius for machining = R1.0 mm
- Mounting rail like EN 60715: TH 35-15
- Recommended PCB outline on www.italtronic.com

HINGED PANEL

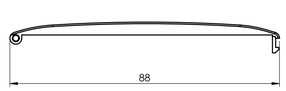

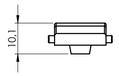

HOOK

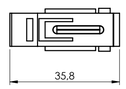

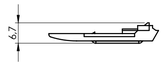

SPRING

2:1

RIF.	Q.TY	DRAWING	DESCRIPTION
1	1	2_110_00119	COVER RAILBOX STANDARD 32.5 MM CLOSED BUS
2	1	P10030721.0001	FRONT HINGED TRANSPARENT PANEL 17 MM
3	1	2_110_00011	SPRING FOR HOOK RAILBOX
4	1	2_110_00120	BASE RAILBOX STANDARD 12.5 MM CLOSED BUS
5	2	2_110_00015	ACCESSORIO BUS 22.5 MM OPEN
6	1	2_110_00010	HOOK RAILBOX FOR CONNECTION BUS

General Tolerance UNI EN 22768/1 Media (m)					Sheet:
from 0.5 to 3	from 3 to 6	from 6 to 30	from 30 to 120	from 120 to 400	1
± 0.1	± 0.1	± 0.2	± 0.3	± 0.5	

Scale:	IM:	Drawed:	Checked:	Date:	Material:	Process:
1:1	--	M.S.	R.N.	02/11/2023		

Dimension in mm	The present drawing cannot be reproduced or communicated to 3rd parties without our written authorization of ITALTRONIC Srl. ITALTRONIC reserves to protect its own rights according to the laws	Replaces the:	Derived from:	Weight:	Cod. Mold:
		R-06841-00	--	gr	--

italtronic
enclosures for electronics
italtronic.com

Description:
RAILBOX STANDARD 45 MM CHIUSO BUS
RAILBOX STANDARD 45 MM CLOSED BUS

Drawing nr.: **3_110_00026**

Rev.: 00

A1

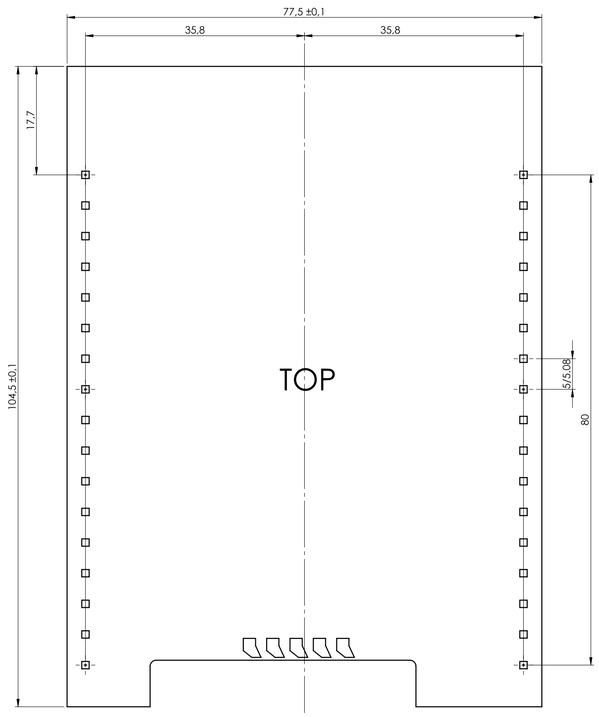

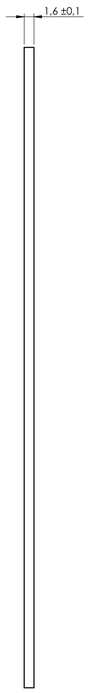

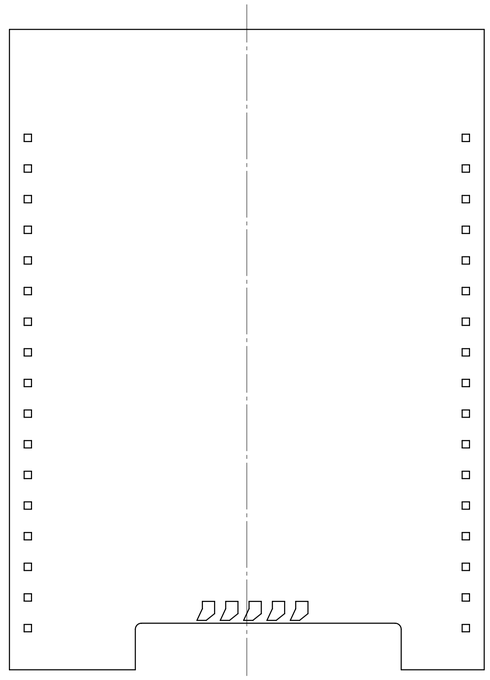

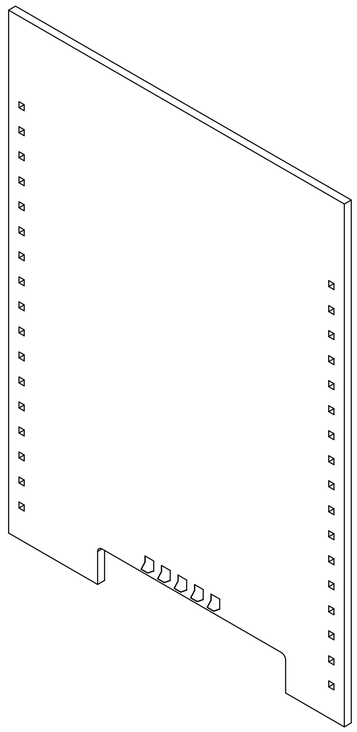

General Tolerance UNI EN 22768/1 Media (m)						Sheet:
from 0.5 to 3	from 3 to 6	from 6 to 30	from 30 to 120	from 120 to 400		PCB
± 0.1	± 0.1	± 0.2	± 0.3	± 0.5		
Scale: 1:1	IM: --	Drawed: N.R.	Checked: R.N.	Date: 04/10/2018	Material:	Process:
Dimension in mm	The present drawing cannot be reproduced or communicated to 3d parties without our written authorization of ITALTRONIC Srl. Italtronic reserves to protect its own rights according to the law.	Replaces the: R-06841-00	Derived from: --	Weight: gr		Cod. Mold: --
italtronic enclosures for electronics italtronic.com		Description: --				
		Drawing nr.: **1_001_06841**			Rev.:	A1